






















**DAISY, BROWNIE,  
AND JUNIOR  
Year Plan**













**2**

**for Multi-Level Troops  
Explore and Grow**

# Your Awesome Year as a Girl Scout Volunteer

Follow this plan to create a fun and blended experience for your multi-level troop. This will make it easy for you and your Daisies, Brownies, and Juniors to bond as a troop as you explore common themes through age-appropriate badges. Look to council or service unit events (plus generous caregivers!) to help you complete these activities. This plan is built around two meetings per month that connect content for troops serving Girl Scout Daisies, Brownies, and Juniors.








SEPTEMBER	OCTOBER	NOVEMBER	DECEMBER
<p>One meeting</p>   <p><b>Daisy</b></p> <ul style="list-style-type: none"> <li>• Parent/caregiver meeting</li> <li>• Create and Innovate</li> </ul>	<p>Two meetings plus animal-related field trip</p>   <p><b>Daisy</b></p> <ul style="list-style-type: none"> <li>• Animal Observer (part one)</li> <li>• Animal Observer (part two)</li> <li>• Field trip</li> </ul>	<p>Two meetings</p>  <p><b>Daisy</b></p> <ul style="list-style-type: none"> <li>• Art &amp; Design (part one)</li> <li>• Art &amp; Design (part two)</li> </ul>	<p>One meeting plus field trip</p>   <p><b>Daisy</b></p> <ul style="list-style-type: none"> <li>• Cookie Goal-Setter (part one)</li> <li>• Arts field trip</li> </ul>
  <p><b>Brownie</b></p> <ul style="list-style-type: none"> <li>• Parent/caregiver meeting</li> <li>• Create and Innovate</li> </ul>	  <p><b>Brownie</b></p> <ul style="list-style-type: none"> <li>• Pets (part one)</li> <li>• Pets (part two)</li> <li>• Field trip</li> </ul>	 <p><b>Brownie</b></p> <ul style="list-style-type: none"> <li>• Art &amp; Design (part one)</li> <li>• Art &amp; Design (part two)</li> </ul>	  <p><b>Brownie</b></p> <ul style="list-style-type: none"> <li>• Cookie Decision Maker (part one)</li> <li>• Arts field trip</li> </ul>
  <p><b>Junior</b></p> <ul style="list-style-type: none"> <li>• Parent/caregiver meeting</li> <li>• Create and Innovate</li> </ul>	  <p><b>Junior</b></p> <ul style="list-style-type: none"> <li>• Animal Habitats (part one)</li> <li>• Animal Habitats (part two)</li> <li>• Field trip</li> </ul>	 <p><b>Junior</b></p> <ul style="list-style-type: none"> <li>• Art &amp; Design (part one)</li> <li>• Art &amp; Design (part two)</li> </ul>	  <p><b>Junior</b></p> <ul style="list-style-type: none"> <li>• Cookie Collaborator (part one)</li> <li>• Arts field trip</li> </ul>

JANUARY	FEBRUARY	MARCH	APRIL
<p>Two meetings</p>  <p><b>Daisy</b></p> <ul style="list-style-type: none"> <li>• Cookie Goal Setter (part two)</li> <li>• Digital Leadership (part one)</li> </ul>	<p>Two meetings plus council event</p>  <p><b>Daisy</b></p> <ul style="list-style-type: none"> <li>• Digital Leadership (part two)</li> <li>• World Thinking Day</li> <li>• World Thinking Day event</li> </ul>	<p>Two meetings plus Cookie booth</p>  <p><b>Daisy</b></p> <ul style="list-style-type: none"> <li>• Toy Business Designer (part one)</li> <li>• Toy Business Designer (part two)</li> <li>• Cookie booth</li> </ul>	<p>Two meetings plus outdoor field trip</p>  <p><b>Daisy</b></p> <ul style="list-style-type: none"> <li>• Numbers in Nature (part one)</li> <li>• Numbers in Nature (part two)</li> <li>• Field trip</li> </ul>
 <p><b>Brownie</b></p> <ul style="list-style-type: none"> <li>• Cookie Decision Maker (part two)</li> <li>• Digital Leadership (part one)</li> </ul>	 <p><b>Brownie</b></p> <ul style="list-style-type: none"> <li>• Digital Leadership (part two)</li> <li>• World Thinking Day</li> <li>• World Thinking Day event</li> </ul>	 <p><b>Brownie</b></p> <ul style="list-style-type: none"> <li>• Budding Entrepreneur (part one)</li> <li>• Budding Entrepreneur (part two)</li> <li>• Cookie booth</li> </ul>	 <p><b>Brownie</b></p> <ul style="list-style-type: none"> <li>• Numbers in Nature (part one)</li> <li>• Numbers in Nature (part two)</li> <li>• Field trip</li> </ul>
 <p><b>Junior</b></p> <ul style="list-style-type: none"> <li>• Cookie Collaborator (part two)</li> <li>• Digital Leadership (part one)</li> </ul>	 <p><b>Junior</b></p> <ul style="list-style-type: none"> <li>• Digital Leadership (part two)</li> <li>• World Thinking Day</li> <li>• World Thinking Day event</li> </ul>	 <p><b>Junior</b></p> <ul style="list-style-type: none"> <li>• Business Jumpstart (part one)</li> <li>• Business Jumpstart (part two)</li> <li>• Cookie booth</li> </ul>	 <p><b>Junior</b></p> <ul style="list-style-type: none"> <li>• Numbers in Nature (part one)</li> <li>• Numbers in Nature (part two)</li> <li>• Field trip</li> </ul>

### COOKIE TIME

The Girl Scout Cookie Program helps troops pay for things like field trips, badges, supplies, and celebrations. Cookie sales can even help fund destinations and travel. Reach out to your council to learn more about how to participate and when your local Cookie season starts. You may need to adjust the recommended order of earning the Cookie badges in your year plan.

My council Cookie sale dates:

MAY			SUMMER
One meeting plus bridging			
 	 	 	
<b>Daisy</b>	<b>Brownie</b>	<b>Junior</b>	
<ul style="list-style-type: none"> <li>• Mechanical Engineering: Model Car</li> <li>• Bridging to Brownie ceremony</li> </ul>	<ul style="list-style-type: none"> <li>• Mechanical Engineering: Fling Flyer</li> <li>• Bridging to Junior ceremony</li> </ul>	<ul style="list-style-type: none"> <li>• Mechanical Engineering: Balloon Car</li> <li>• Bridging to Cadette ceremony</li> </ul>	<p>Girl Scouts Love the Outdoors Challenge (all levels)</p>

## Tips and Resources

- When you have the opportunity to get outside, take a small trip, or simply meet in a new space, do it! Shaking things up once in a while keeps things exciting.
- Check with your council to see if they're offering events or activities that your troop could attend. These events make your life easier and allow your troop to connect with other Girl Scouts from their area.
- Discover more possibilities for your troop using the Girl Scout Badge Explorer ([girlscouts.org/badgeexplorer](https://www.girlscouts.org/badgeexplorer)).
- Stay up to date with the latest in Girl Scout activities ([girlscouts.org/newactivities](https://www.girlscouts.org/newactivities)).
- Find fun videos, how-tos, and more in the Girl Scout Activity Zone ([girlscouts.org/activityzone](https://www.girlscouts.org/activityzone)).
- Help your Girl Scouts explore the world around them! Troops can use Cookie funds to plan trips—from overnight adventures to international travel. Individual Girl Scouts can apply for Girl Scout Destinations™ and travel the world with new Girl Scout friends!
- Include time in your closing for each level to share what they worked on and what they learned. This will allow Girl Scouts to see what experiences they share as a troop and what experiences are unique to their program level.
- Find ways to unite your troop members even when the badges/awards they are working toward are different. Consider giving a fun patch or a gift to each girl so they all have something that brings them together as a troop.
- Shop our activities and year plan resources at [girlscoutshop.com/troop-year-plans](https://www.girlscoutshop.com/troop-year-plans).



## Girl Scouts Choose

If one of the recommended badges is not the right fit, or if you want to give your Girl Scouts the chance to shape their own experience, have them vote to choose a different badge within the same focus area. Be sure to consider badges that span multiple program levels to keep your program consistent and show the progression of each badge through each program level. Don't worry—all badge recommendations are available for each level.

Check out our [Award and Badge Explorer](#) for other badge favorites, our latest release of [new programs](#), or visit the [Girl Scout Activity Zone](#).

### STEM



- STEM Career Exploration (all levels)
- Cybersecurity - Basics (all levels)
- Coding for Good - Coding Basics (all levels)

### Outdoors



- Eco Learner (Daisy), Eco Friend (Brownie), Eco Camper (Junior)
- Trail Adventure (all levels)

### Life Skills



- Democracy (all levels)

### Entrepreneurship



- Money Explorer (Daisy), Budget Builder (Brownie), Budget Maker (Junior)